

# Closing the Digital Literacy Gap with Northstar Assessments and Curricula

Theresa Sladek  
Literacy Minnesota



# Agenda



- Literacy Minnesota overview
- Northstar History and Philosophy
- Features
  - **Assessments**
  - **Instructor led Curricula**
  - **Self directed online learning**
  - **Learner Management System**
  - **Reports**

# Literacy Minnesota



- A non-profit leader and a driving force behind the latest developments in literacy learning.
- Extensive direct service experience providing English Language Learning, Citizenship, High School Equivalency and Digital Literacy
- Provide statewide training to volunteers and teachers working with Adult literacy
- Nationally recognized for educational resources, advocacy and digital literacy
- <https://www.literacymn.org/educator-resources>

# Northstar Digital Literacy



- Mission: To help individuals around the world master the digital skills needed to work, learn, and participate fully in daily life
- Assessments and educational tools for basic computer skills
- Used by 1884 sites in 49 states and 5 countries
- Over 5.3 million total assessments given
- Available in English
- Fully compatible with Desktops, Laptops, and Chromebooks

# Northstar History and Philosophy



- Started at request of local library
- Standards based
- Accessible
- Web based
- National reach
- Subscription fees pay for maintenance



# Features



- Assessments
- Instructor-led Curricula
- Self Directed Online Learning
- Reports

# Assessments

- **Essential Computer Skills**

- Basic Computer
- Internet basics
- Using Email
- Windows 10
- Mac OS

- **Essential Software**

- Microsoft Word
- Excel
- PowerPoint
- Google Docs

- **Using Technology in Daily Life**

- Social Media
- Information Literacy
- Supporting K-12 Distance Learning
- Career Search Skills
- Your Digital Footprint

- **Coming Next**

- Telehealth



# Results Page



## > Your Results

You've completed the assessment! After reviewing your results, close this browser tab/window to start another module.

**You Passed!**

**85.8 %**

How is my score calculated?



Go to NSOL



Claim Badge



Print Results

Name: Theresa Sladek  
Timestamp: Aug 18 2020, 4:43 PM  
Record ID: 7632709  
Code: 7d26f5822d33

**Correct (29 out of 34)**

MASTERED SKILLS



1

Identify the different ways a person can connect to the internet.



Practice

2

Demonstrate knowledge of



Practice

**Incorrect (5 out of 34)**

SKILLS TO IMPROVE

5

Demonstrate understanding of how to use browser tools and settings to protect privacy (e.g., private browser windows, clearing search history, and declining to save passwords on shared computers)



Practice



# Badges and Certificates



- Passing score = 85%
- Unproctored and pass
  - Digital badge (unproctored)
- Proctored and pass
  - Digital badge (proctored)
  - Certificate – printed or emailed as pdf

# The power of certificates



- Prove knowledge to employers
- Confidence Building
- Persistence and Goal Setting
- Pathway to future study



# Certificates



# Assessment Uses



- Assess instructional needs and provide relevant instruction
- Prepare staff
- Upskill employees
- Remote proctoring available



# Curricula

## **Essential Computer Skills**

- Basic Computer
- Internet basics
- Using Email
- Windows 10
- Mac OS

## **Essential Software**

- Microsoft Word
- Microsoft Excel
- Microsoft PowerPoint
- Google Docs

## **Using Technology in Daily Life**

- Social Media
- Supporting K-12 Distance Learning
- Career Search Skills

## **Coming Next**

- Information Literacy
- Your Digital Footprint



# Curriculum Features



- Aligned with [NS Standards](#)
- Easy to Use
- Learner-centered and interactive
- Independent lessons allow for flexibility of sequence

# Curriculum Logistics



- 8 lesson plans per unit topic on average
- Each lesson plan is estimated to take 2 hours to complete
- Lessons may be adapted for one-on-one instruction
- Instructional guide on how to teach remotely

# Each lesson includes



- Warm-up
- We will learn..... (opportunity to share student friendly objectives/purpose)
- Model and Explain
- Do It Together
- Pair Explore
- Task
- Wrap-Up
- Vocabulary Work



# Internet Basics Lesson 7: Internet Privacy



## NORTHSTAR

Northstar Digital Literacy Standards <i>This lesson aligns with the following standard/s.</i>	Vocabulary <i>This lesson focuses on the following digital literacy terms.</i>
5. Demonstrate understanding of how to use browser tools and settings to protect privacy (e.g., private browser windows, clearing search history, and declining to save passwords on shared computers). 6. Demonstrate understanding of when it's safe and appropriate to share personal, private, or financial information (e.g., recognizing phishing attempts, identifying unsecured websites).	history private (incognito) window secure/not secure tracking

Technology Concepts <i>Important lesson background and teaching tips for instructors</i>
In this lesson, learners will practice different ways of protecting their privacy while using the internet. They will learn about browsing history and how to open a private window that will not track history. Learners will also recognize the difference between secure vs. not secure websites.  Teaching Tips: <ul style="list-style-type: none"><li>Internet browsers use different terms for windows that do not track history. For example, Firefox calls it a 'private window,' while Google Chrome calls it an 'incognito window'. Be familiar with how to open these windows.</li></ul>

Teacher Prep Guide <i>Follow these steps to prepare for teaching this lesson.</i>	
General Prep	<ul style="list-style-type: none"><li>Confirm how to open the history on your browser.</li><li>Confirm answers for <a href="#">Handout C</a>.</li><li>Prepare to project <a href="#">Reference A</a> and <a href="#">Reference B</a> for Model &amp; Explain 2.</li><li>Prepare to project <a href="#">Reference C</a> for Pair Explore.</li></ul>
Do It Together 1	<ul style="list-style-type: none"><li>Copy <a href="#">Handout A</a> for each learner.</li></ul>
Do It Together 2	<ul style="list-style-type: none"><li>Copy <a href="#">Handout B</a> for each learner.</li></ul>
Task	<ul style="list-style-type: none"><li>Copy <a href="#">Handout C</a> for each learner (half sheet).</li></ul>
Vocabulary Work	<ul style="list-style-type: none"><li>Copy <a href="#">Handout D</a> for each learner (half sheet).</li></ul>



# NORTHSTAR

## Warm Up

*Find out what learners know and prime them for the work ahead.*

### Pair/Small Group Work (Think-Pair-Share):

→ Directions: Give two minutes to think about questions projected on screen, then discuss in pairs for two minutes, and finally share together as a class.

- ◆ What kinds of financial and personal information do you have to keep safe?
- ◆ What can you do to keep your personal information safe?

## We will Learn...

*Sharing learner friendly objectives helps set goals for today's learning.*

List objectives on board or project. Read through them together to set goals for today's learning.

### We will learn to:

erase your internet viewing **history** so other people cannot see the websites you have visited.

open a special **private window** to view websites with more **internet privacy**.

recognize when websites are safe to share **private** information with.

## MODEL & EXPLAIN 1

*Teacher models and explains (thinks aloud) to complete a digital literacy task while learners observe. To help learners focus on the demonstration, they should not work on their own computers at this time.*

### Internet History

- Say to learners:
  - ◆ “When you use the internet, your computer remembers, or **tracks**, every website you go to. This is called the **history**.”
- Show learners:
  - ◆ Project your screen and open an internet browser. Go to two or three well-known websites.
  - ◆ Open the **history** on the browser and show learners the **history**.
- Say to learners:
  - ◆ “Sometimes, you may want to keep your internet searches **private**. You don’t want other people to see the websites you have used. If you want, you can delete your **history**. This way other people cannot see it.”
- Show learners how to delete the **history**.
- Say to learners:



# NORTHSTAR

Handout A

Private Windows

*Directions: Read each situation. Give advice. Should they use a private window? Why?*

1) Sam is using his home computer. He wants to buy a television for his wife for her birthday. He wants it to be a surprise.

*Do you think Sam should use a private window? Why?* \_\_\_\_\_

2) Deqa is at home. She wants to go to a shopping website to buy a new lamp.

*Do you think Deqa should use a private window? Why?* \_\_\_\_\_

3) Clara is at the library. Her child has a small rash and a low fever. She wants to search for information about these symptoms on the internet.

*Do you think Clara should use a private window? Why?* \_\_\_\_\_

4) Mai is at home. She is looking for a new job using her work laptop computer.

*Do you think Mai should use a private window?* \_\_\_\_\_

5) Tim is at the library. He is reading the news.

*Do you think Tim should use a private window?* \_\_\_\_\_



**NORTHSTAR**



# What is Northstar Online Learning?



- Self Directed Online Instruction and Practice
- Learner Dashboard
- Individual Report Cards
- Bulk Creation of Learner Accounts
- Time on Task Tracking

# Northstar Online Learning Modules

## **Essential Computer Skills**

- Basic Computer
- Internet basics
- Using Email
- Windows

## **Essential Software**

- Microsoft Word

## **Using Technology in Daily Life**

- Career Search Skills

## **Next Up**

- Excel
- Social Media



# Self Directed Online Learning



- Text read out loud slowly and clearly
- Includes instructional and hands on learning
- Learner quizzed throughout module
- Final quiz at end indicates learner is ready for assessment



# Northstar Online Learning Question



## NORTHSTAR

 **NORTHSTAR** ONLINE LEARNING

 **Basic Computer Skills** > WHAT IS ON A COMPUTER?

Theres

If you look closely at the outside of a computer, you will see buttons and many small holes. These holes are usually called **ports**. Each port has a specific shape for different uses and different types of plugs.




NEXT ►

CC



# Northstar Online Learning Activity



 **NORTHSTAR** ONLINE LEARNING

 **Basic Computer Skills** › WHAT IS ON A COMPUTER?

THE **R**



Here is a flash drive that you can plug into a computer. Click on the port that matches it.



NEXT 

# Northstar Online Learning Correct Answer



**NORTHSTAR**



**NORTHSTAR** ONLINE LEARNING



**Basic Computer Skills** > WHAT IS ON A COMPUTER?

There's



TRY IT

Here is a flash drive that you can plug into a computer. Click on the port that matches it.



Right! This is called a USB port.  
Many different kinds of devices fit this port.  
Storage drives are common USB devices.  
Click **Next** to continue.



NEXT ▶



# Student Dashboard



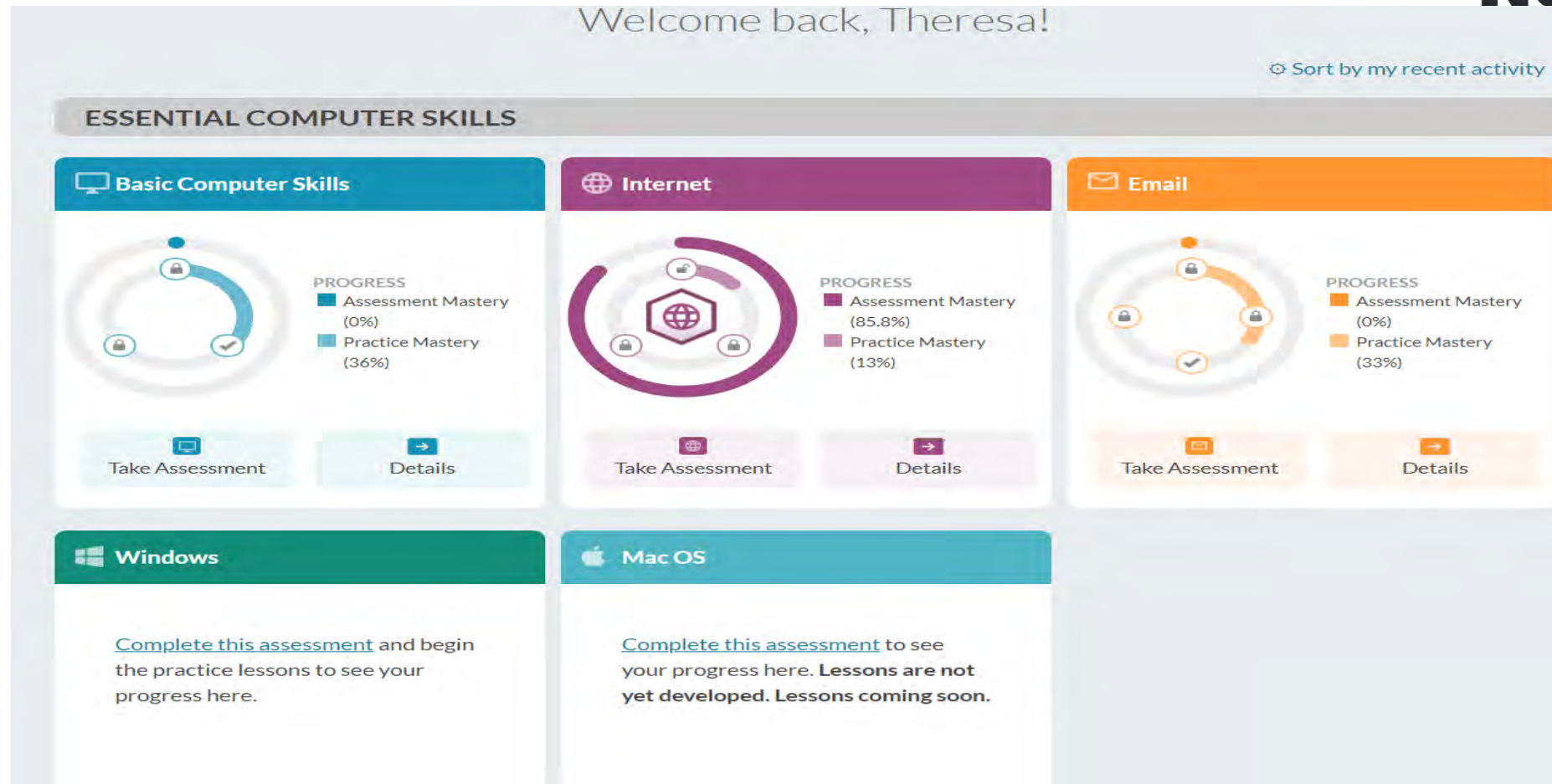
- Tracks scores on all assessments taken
- Shows progress on self-directed online learning modules
- Gives access to self-directed online learning modules
- Indicates areas of studies mastered and needing instruction
- Provides access to assessments



# Learner Dashboard



**NORTHSTAR**



# Student Dashboard - details



Internet

PROGRESS

- Assessment Mastery (85.8%)
- Practice Mastery (13%)

Start Practice

You have completed 13% of the practice lessons for Internet Basics. Your best score for this assessment is 85.8%. You have earned the proctored badge and are eligible for a printed certificate.

Practice

Standards

Assessment History

Demonstrate understanding of how to use browser tools and settings to protect privacy (e.g., private browser windows, clearing search history, and declining to save passwords on shared computers).

Practice Complete

Demonstrate understanding of when it's safe and appropriate to share personal, private, or financial information (e.g., recognizing phishing attempts, identifying unsecured websites).

Practice Complete

Identify ways to protect your devices (e.g., anti-malware software, recognizing possible virus attacks).

Practice Complete

Identify and work with tabs and windows.

Practice

Identify the different ways a person can connect to the internet.

Practice





# Learner Report – Staff View



# NORTHSTAR












Open Door Learning C...  
View Learners   View Usage Amounts

Learners   Assessments   Reports   Location Info   Resources   My Locations   Theresa Sladek

Theresa Sladek

History

Show legacy modules ☐

	Module	Best Score ⓘ	Practice Lessons	Badge	Certificate
ⓘ	 NEW	No attempts	36.4%	No badge earned	Has not passed a proctored assessment.
ⓘ	 NEW	85.8% 1 attempt	12.5%		<a href="#">Certificate</a> +
ⓘ	 NEW	No attempts	33.3%	No badge earned	Has not passed a proctored assessment.
ⓘ	 10 (NEW)	No attempts	Practice unavailable	No badge earned	Has not passed a proctored assessment.
ⓘ	 NEW	No attempts	Practice unavailable	No badge earned	Has not passed a proctored assessment.
ⓘ	 OFFICE 2016 (NEW)	No attempts	Has not started	No badge earned	Has not passed a proctored assessment.
ⓘ	 OFFICE 2016 (NEW)	No attempts	Practice unavailable	No badge earned	Has not passed a proctored assessment.
ⓘ	 OFFICE 2016 (NEW)	No attempts	Practice unavailable	No badge earned	Has not passed a proctored assessment.
ⓘ	 NEW	No attempts	Practice unavailable	No badge earned	Has not passed a proctored assessment.
ⓘ		69.7%	Practice unavailable	No badge earned	Has not passed a proctored assessment.

# Learner Report Details – Staff View



# NORTHSTAR

Open Door Learning C... Learners Assessments Reports Location Info Resources My Locations Theresa Sladek

View Learners View Usage Amounts

## Theresa Sladek

History » Internet (New)

Theresa needs improvement in 4 standards based on the **last time** they took this assessment (5 months ago).

Status on Assessment	Standard	Practice Status
✗	5 Demonstrate understanding of how to use browser tools and settings to protect privacy (e.g., private browser windows, clearing search history, and declining to save passwords on shared computers).	✓ Practice completed
✗	6 Demonstrate understanding of when it's safe and appropriate to share personal, private, or financial information (e.g., recognizing phishing attempts, identifying unsecured websites).	✓ Practice completed
✗	7 Identify ways to protect your devices (e.g., anti-malware software, recognizing possible virus attacks).	✓ Practice completed
✗	15 Identify and work with tabs and windows.	Practice incomplete: <b>Staying organized</b>

Theresa has mastered 13 standards based on the **last time** they took this assessment (5 months ago).

Status on Assessment	Standard	Practice Status
✓	1 Identify the different ways a person can connect to the internet.	Practice incomplete: <b>Connecting to the internet</b>
✓	2 Demonstrate knowledge of browsers and identify commonly used browsers.	Practice incomplete:

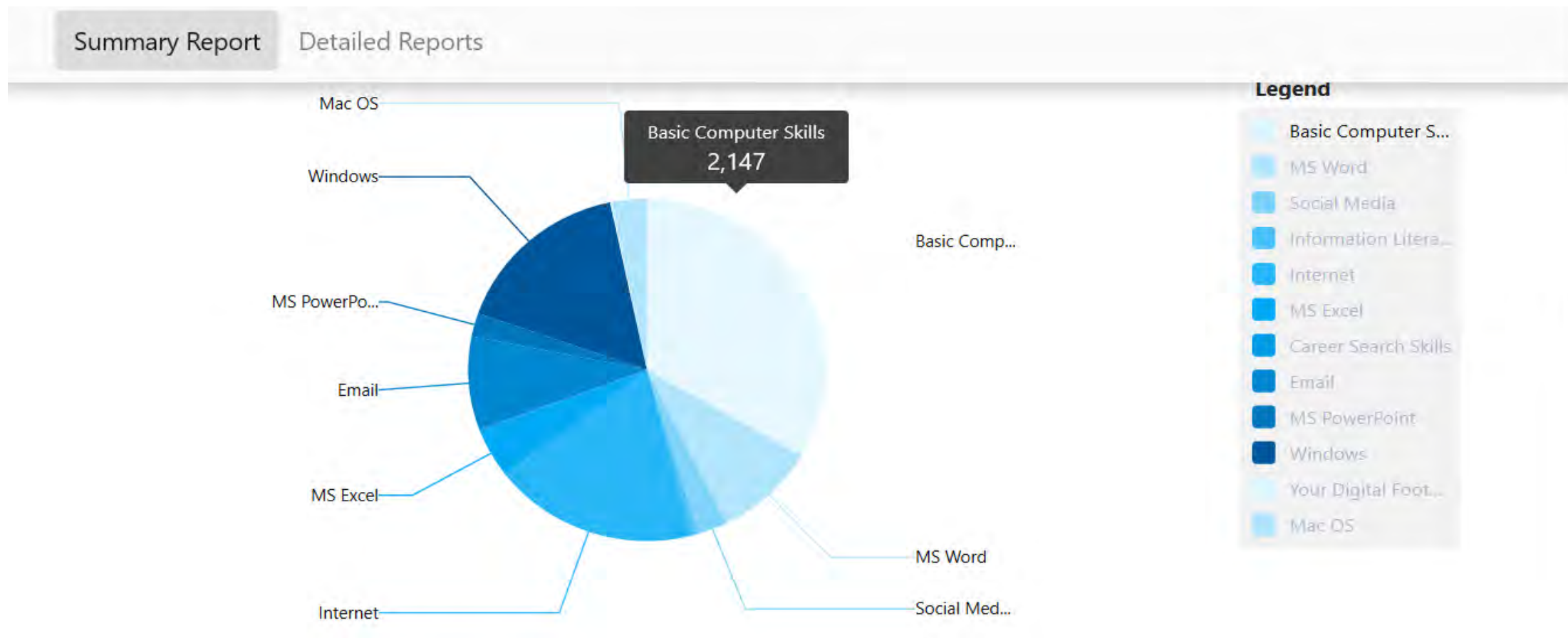
# Reports



- Assessments by Site
  - Summary Report – number of assessments taken per topic and percentage passed
  - Detailed Report – question performance per topic



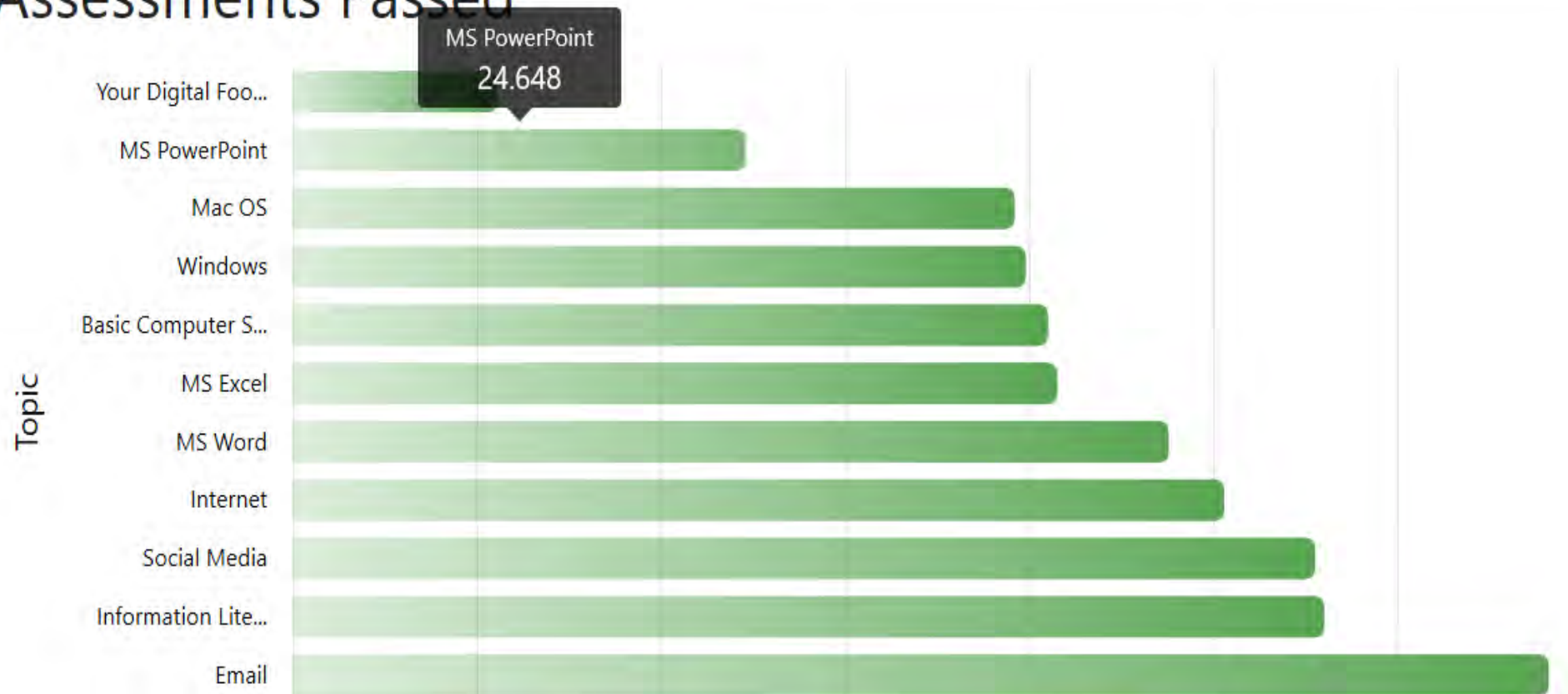
# Summary Report: Assessments Taken



# Summary Report: Percentage Assessments Passed



## Assessments Passed



# Detailed Reports



- View by assessment topic
- Demonstrates overall question performance to inform instruction
- Click through to exact assessment question to aid teacher in improving instruction



# Detailed Report by Module

Summary Report   Detailed Reports

## Basic Computer Skills (Legacy)

 Filter Results

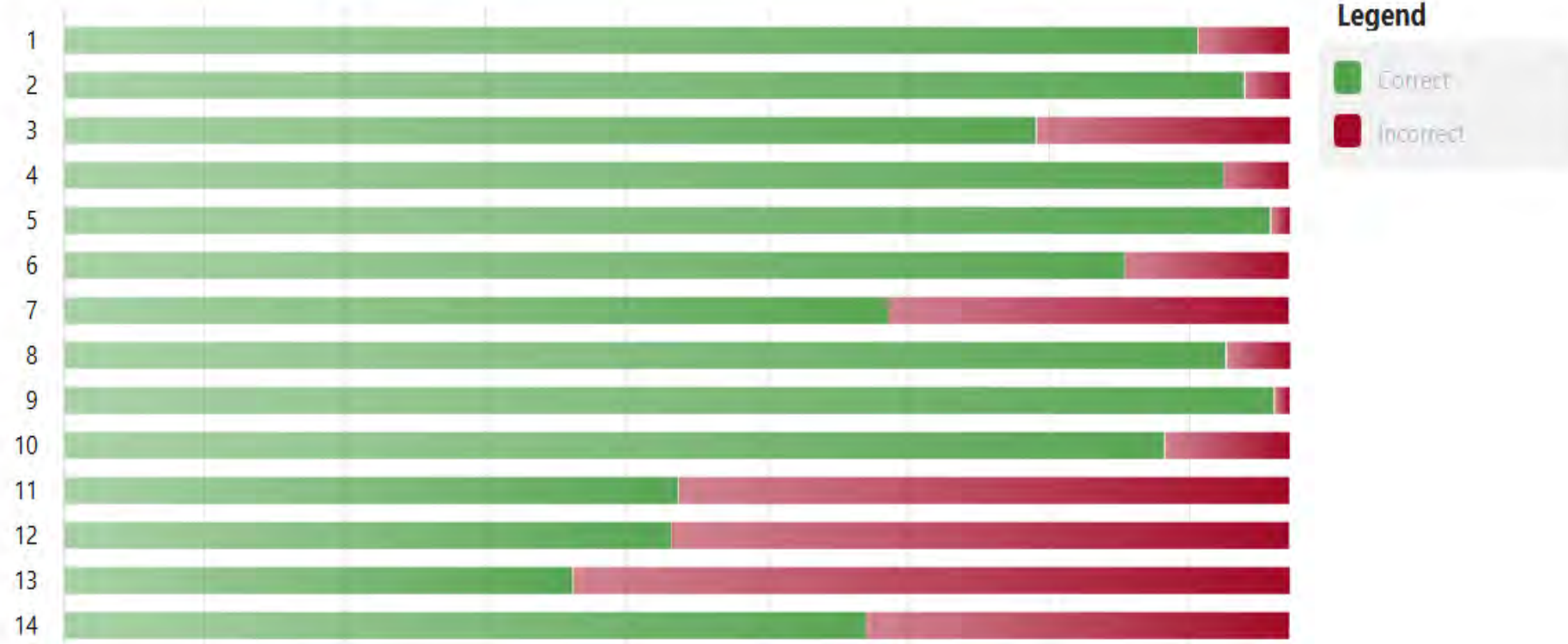
Total # of Assessments	1740
Total # of Passing Assessments	722 (41.5%)
Average Score Percentage	80%
Average Duration	15m 5s

# Detailed Report by Module Question







**NORTHSTAR**

## Question Performance



# Detailed Report Question ID



Question #	Summary	% Correct
1	Desktop computer	82.5%
2	Laptop computer	86.9% 
3	Monitor	82.3%
4	Printer	84.1%
5	Keyboard	83%
6	System unit	77.6%
7	USB port	77.8%
8	Headphones	84.1%
9	Mouse	89.5% 
10	Touchpad	87.7% 
11	Open file folder	57.8% 

# Administrative Features



- Each site has 2-3 Administrators
  - Can add and delete staff/volunteers in Admin Portal
- Unlimited Staff, Proctors, and Learners
- Free advertising on Northstar homepage
- Online help desk ([support@digitalliteracyassessment.org](mailto:support@digitalliteracyassessment.org))

# Contact Information



Theresa Sladek – National Partnerships and Northstar Business Development

[tsladek@literacymn.org](mailto:tsladek@literacymn.org)

Northstar Digital Literacy Website

<https://www.digitalliteracyassessment.org/>

