

# Welcome & Introductions



- Thank you for joining us today.
- In the chat box, please enter your name and the name of any business or organization that you represent.
- Please hold all questions until our Q&A and discussion period.

# Today's agenda

Equity update

Featured resources

Local partner vaccination update

Q & A

Discussion

# National Minority Health Month #VaccineReady



# COVID-19 health disparities

National initiative is addressing COVID-19 health disparities among high-risk and underserved populations, including racial and ethnic minority populations and rural communities. Overarching strategies include:

Expand existing and/or develop new mitigation and prevention resources and services to reduce COVID-19-related disparities among higher-risk populations that are underserved.

Increase and improve data collection and reporting for populations experiencing a disproportionate burden of COVID-19 infection, severe illness, and death to guide the response to the COVID-19 pandemic.

Build, leverage, and expand infrastructure support for COVID-19 prevention and control among higher-risk populations that are underserved.

Mobilize partners and collaborators to advance health equity and address social determinants of health as they relate to COVID-19 health disparities among higher-risk populations that are underserved.

# Mass vaccination update



Wolstein Center at  
Cleveland State University

Grassroots outreach.

Minimizing access barriers.

Flexibility.

Reserved appointments for those medically underserved, and communities of color.

More than 150 community and faith-based organizations have offered support.

ZIP code specific canvassing.

# Vaccinations for migrant/seasonal farm workers

## Migrant and seasonal farm worker mobile vaccination clinics – Phase 1

- 1,240 workers
- 15 worksites
- 8 counties
- 8 medical partners

# FEATURED RESOURCES

---

- ➔ Migrant and Seasonal Worker Communications Toolkit.
- ➔ Age Consent Guidance.
- ➔ Faith-Based Webinar.
- ➔ Health Insurance Premium Financial Assistance.

# Migrant and seasonal worker toolkit

- Bilingual resources for workers.
- English resources for growers.
- List of support organizations.
- Coming soon to our Communications Resources Hub.

## Migrant & Seasonal Worker Toolkit

March 01, 2021 | [Administration](#)



<https://agri.ohio.gov/wps/portal/gov/oda/divisions/administration/resources/migrant-worker-toolkit>



# Age consent guidance

Are you 16 or 17 yrs old & want the COVID-19 Vaccine?



You are eligible for the COVID-19 Pf  
Please remember you will need par  
consent.

¿Tiene 16 o 17 años y quiere la vacuna COVID-19?

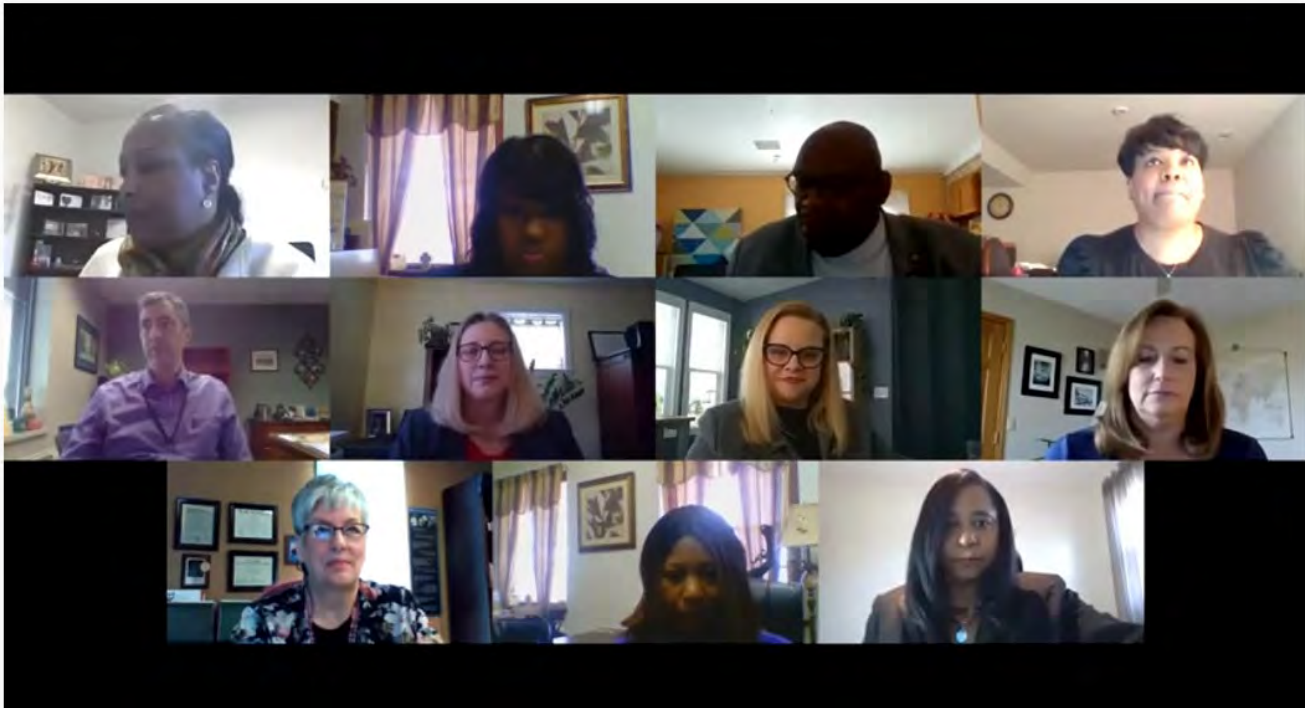
Ya eres elegible para la vacuna COVID-19 Pfizer.  
Recuerda que necesitarás el consentimiento de tus  
padres o tutores legales. Encuentra más información aquí.

Ohio Latino Affairs Commission



- Teens ages 16-17 are eligible to receive the Pfizer vaccine with parent/legal guardian consent.
- Teens must be accompanied by a parent/guardian to their appointment in most cases.
- A printed form with signature is required.

# GOFBCI faith-based webinar



# Health insurance premium financial assistance

- Coverage: 100% of COBRA premiums.
- Between April 1 and Sept. 30, 2021.
- Expanded coverage for certain former employees, retirees, and dependents.
- Expanded subsidies for Marketplace plans to people making more than 400% of poverty level.
- Increased subsidies for those making between 100% and 400% of the poverty level.
- More information: [consumer.complaint@insurance.ohio.gov](mailto:consumer.complaint@insurance.ohio.gov) | [www.insurance.ohio.gov](http://www.insurance.ohio.gov)

# Share your resources to add to the Communications Resources Hub

Please continue to send us resources that you are developing or recommend we consider to combat vaccine hesitancy.



Send resources to:  
[Minorityhealth@odh.ohio.gov](mailto:Minorityhealth@odh.ohio.gov)


# LOCAL PARTNER UPDATE

---

➔ Toledo Lucas County Public Library.

# TOLEDO LUCAS COUNTY PUBLIC LIBRARY

CELESTE FELIX  
REGIONAL MANAGER



# Background Story

Lucas County was experiencing issues/concerns with vaccination access, equity and accessibility.

Vproject was formed via guidance from Toledo Mayor Wade Kapszukiewicz to reduce these obstacles.

Vproject is an area-wide initiative to educate, motivate, and vaccinate the entire Northwest Ohio corridor.

Citizens from numerous organizations, agencies, religious organizations, education, businesses, universities, government, libraries, hospitals and clinics were invited to join this tremendous effort.

# Funding

- Vproject was pleased to accept donations from corporate and community partners to support the COVID-19 vaccination process in Northwest Ohio.
- The funds are being utilized to produce local commercials, billboard signage, flyers, pins, and bracelets for individuals who receive their second shot of Pfizer or Moderna and their single shot of Johnson & Johnson.



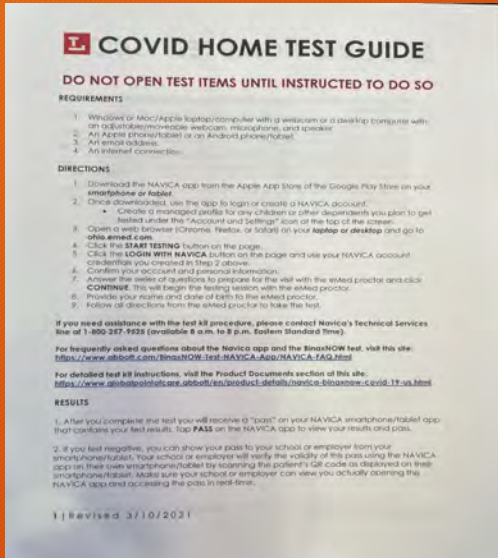


# Toledo Lucas County Public Library is committed to providing quality and equitable support to promote access to COVID-19 testing and vaccines.

## COVID-19 Home Test Guide

We distributed over 600 COVID-19 Rapid Home Test Kits!

## Guía de Prueba Covid En El Hogar



**L COVID HOME TEST GUIDE**

**DO NOT OPEN TEST ITEMS UNTIL INSTRUCTED TO DO SO**

**REQUIREMENTS**

1. Windows or Mac/Apple laptop/computer with an webcam or a desktop computer with an individual/movable webcam, microphone, and speaker.
2. An Apple (iPhone/iPad) or an Android phone/tablet.
3. An email address.
4. An internet connection.

**DIRECTIONS**

1. Download the NAVICA app from the Apple App Store or the Google Play Store on your smartphone or tablet.
2. Once downloaded, use the app to login or create a NAVICA account.
3. Complete a manager profile for any children or other dependents you plan to get tested under the "Account and Settings" icon at the top of the screen.
4. Open the tests folder (Chrome, Firefox, or Safari) on your laptop or desktop and go to [ohio.abbott.com](https://ohio.abbott.com).
5. Click the **START TESTING** button on the page.
6. Click the **LOGIN WITH NAVICA** button on the page and use your NAVICA account identifier you created in Step 2 above.
7. Confirm your appointment and personal information.
8. Answer the series of questions to prepare for the visit with the extended provider and click **CONTINUE**. This will begin the testing session with the extended provider.
9. Provide your name and date of birth to the eMMSA provider.
10. Follow all directions from the extended provider to take the test.

If you need assistance with the test kit procedure, please contact Navica's Technical Services line at 1-800-257-7535 (available 8 a.m. to 8 p.m. Eastern Standard Time).


For frequently asked questions about the Navica app and the BinaxNOW test, visit this site: [https://www.abbott.com/BinaxNOW/Test/NAVICA/Abb/NAVICA\\_FAQ.html](https://www.abbott.com/BinaxNOW/Test/NAVICA/Abb/NAVICA_FAQ.html)

For detailed test kit instructions, visit the Product Documents section of this site: <https://www.abbott.com/ohio/ohio.abbott.com/product/details/testkits/binaxnow-covid-19-us.html>

**RESULTS**

1. After you complete the test you will receive 0 "posit" on your NAVICA smartphone/tablet app that explains your test result. Tap **PASS** on the NAVICA app to view your results and pass.
2. If you test negative, you can show your pass to your school or employer from your smartPhone/tablet. Your school or employer will verify the validity of this pass using the NAVICA app on their own smartphone/tablet by scanning the patient's QR code as displayed on their smartphone/tablet. Make sure your school or employer can view you actually entering the NAVICA app and accessing the pass in real-time.

1 | Revised 3/10/2021



**L GUÍA DE PRUEBA DE COVID EN EL HOGAR**

**NO ABRA LOS ELEMENTOS DE LA PRUEBA HASTA QUE SE LE INDIQUE**

**REQUISITOS**

1. Computadora de escritorio o portátil con internet disponible (Windows o Mac/Apple), con una cámara web o una computadora de escritorio con una cámara web disponible (movil, smartphone) e internet.
2. Un teléfono o tableta Apple o un teléfono o tableta Android.
3. Una dirección de correo electrónico.
4. Conexión a internet.

**INSTRUCCIONES**

1. Descargue la aplicación NAVICA desde la Apple App Store o la tienda Google Play en su teléfono inteligente o tablet.
2. Una vez descargada, utilice la aplicación para iniciar sesión o crear una cuenta de NAVICA.
3. Complete el perfil de administrador para cualquier niño u otros dependientes que quieran ser incluidos en su cuenta "Cuenta and Settings" (Cuenta y configuración) en la parte superior de la pantalla.
4. Abra el navegador (Chrome, Firefox, o Safari) en su computadora portátil o de escritorio y vaya a [ohio.abbott.com](https://ohio.abbott.com).
5. Haga clic en el botón **START TESTING** (Comenzar prueba) que aparece en la página.
6. Haga clic en **LOGIN WITH NAVICA** (Iniciar sesión con NAVICA) en la página y utilice las credenciales de su cuenta de NAVICA que creó en el paso 2 anterior.
7. Confirme su cuenta e información personal.
8. Responda una serie de preguntas para prepararse para el visita con el supervisor de área y haga clic en **CONTINUE** (Continuar). Esto comenzará la sesión de prueba con el supervisor de área.
9. Responda su nombre y fecha de nacimiento al supervisor de área.
10. Siga todas las instrucciones del supervisor de área para realizar la prueba.

Si necesita asistencia con el procedimiento del kit de prueba, comuníquese con la línea de Servicios Técnicos de Navica al 1-800-257-7535 (disponible de 8 a.m. a 8 p.m. hora estándar del Este).

Para ver preguntas frecuentes acerca de la aplicación Navica y la prueba BinaxNOW, visite este sitio: [https://www.abbott.com/BinaxNOW/Test/NAVICA/Abb/NAVICA\\_FAQ.html](https://www.abbott.com/BinaxNOW/Test/NAVICA/Abb/NAVICA_FAQ.html)

Para ver instrucciones detalladas del kit de prueba, visite la sección Documentos del producto en este sitio: <https://www.abbott.com/ohio/ohio.abbott.com/product/details/testkits/binaxnow-covid-19-us.html>

**RESULTADOS**

1. Después de completar la prueba recibirá un "positivo" en su aplicación NAVICA con un resultado positivo o negativo que contiene los resultados de su prueba. Pulse en **PASS** (Pasar) en su aplicación de NAVICA para ver los resultados y el paso.
2. Si su prueba es negativa puede mostrar su pase en su escuela o empleador desde su teléfono inteligente o tablet. Su escuela o empleador escaneará el código QR del documento los datos de resultado para verificar la validez de este pase usando la aplicación NAVICA en su propio teléfono inteligente o tablet. Asegure de que su escuela o empleador puedan ver que usted está usando la aplicación NAVICA y acceder a su pase en tiempo real.

1 | Revisado 3/10/2021


# Community Cares

VACUNATE YA!!!!

Community Cares  
Clinics

Get Your  
COVID-19 Vaccine!

**¡Vacunate ya!**



**COMMUNITY CARE CLINICS**  
**FLOC**  
Farm Labor Organizing Committee, AFL-CIO  
**ALEBRIJES**  
LUCA'S PUBLIC SCHOOLS

¡FLOC se está asociando con las Community Care Clinics de UTMC para conseguirle la vacuna para COVID! Estamos administrando vacunas GRATIS todos los viernes por la noche en la Escuela SMART Academy ubicada en 617 Western Avenue.

**Elegibilidad**


- Cualquier residente que viva o trabaje en el condado de Lucas mayor de 16 años

Llame a la línea directa al (419) 318-2191 para programar una cita para el viernes o para otros lugares y otras fechas.

**Domingo:** St. Peter and Paul's Church  
738 S St Clair St, Toledo, OH 43609  
**Martes:** Pinewood Tabernacle Church  
531 Pinewood Ave, Toledo, OH 43604  
**Jueves:** Cedar Creek Church  
2150 S Byrne Rd, Toledo, OH 43614



**Get your COVID-19 vaccine!**



**COMMUNITY CARE CLINICS**  
**FLOC**  
Farm Labor Organizing Committee, AFL-CIO  
**ALEBRIJES**  
LUCA'S PUBLIC SCHOOLS

FLOC is partnering up with UTMC's Community Care Clinics to get your COVID vaccination to you! We are administering FREE vaccines every Friday night at Escuela SMART Academy located at 617 Western Avenue in the Old South End.

**Elegibility**

- Any resident who lives or works in Lucas County over the age of 16

Please call the hotline at (419) 318-2191 to make an appointment for Friday or for other locations and other dates.

**Sundays:** St. Peter and Paul's Church  
738 S St Clair St, Toledo, OH 43609  
**Tuesdays:** Pinewood Tabernacle Church  
531 Pinewood Ave, Toledo, OH 43604  
**Thursdays:** Cedar Creek Church  
2150 S Byrne Rd, Toledo, OH 43614

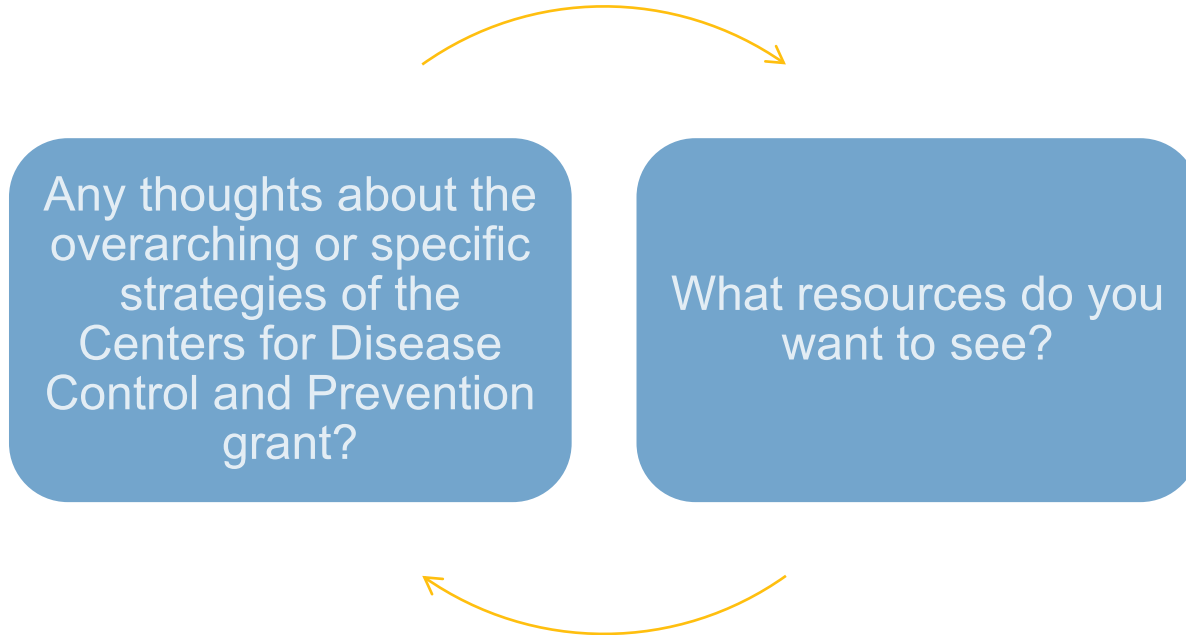
# Accomplishments

Victory over COVID-19 through vaccination

- TLCPL has scheduled over 1,200 appointments throughout Lucas County.
- Community Cares partnerships have administered over 1,400 vaccines.
- FLOC (Farm Labor Organizing Committees, AFL-CIO) began the vaccination drive for Latinos, and will conduct a mobile vaccination unit to support vaccinating migrants.
- St. Peter & Paul, Toledo Public School Escuela Smart, CedarCreek Church and Pinewood Tabernacle partnered to ensure minority communities are provided quality support.
- May 10-16: Community focused vaccination surge.



# Group discussion



# Send us your ideas

Next meeting:  
**April 16 at 1 p.m.**  
Meetings now biweekly



Submit your questions and  
ideas to:  
[Minorityhealth@odh.ohio.gov](mailto:Minorityhealth@odh.ohio.gov)