

Census 2020

Be Counted Ohio, it's safe, easy and important.

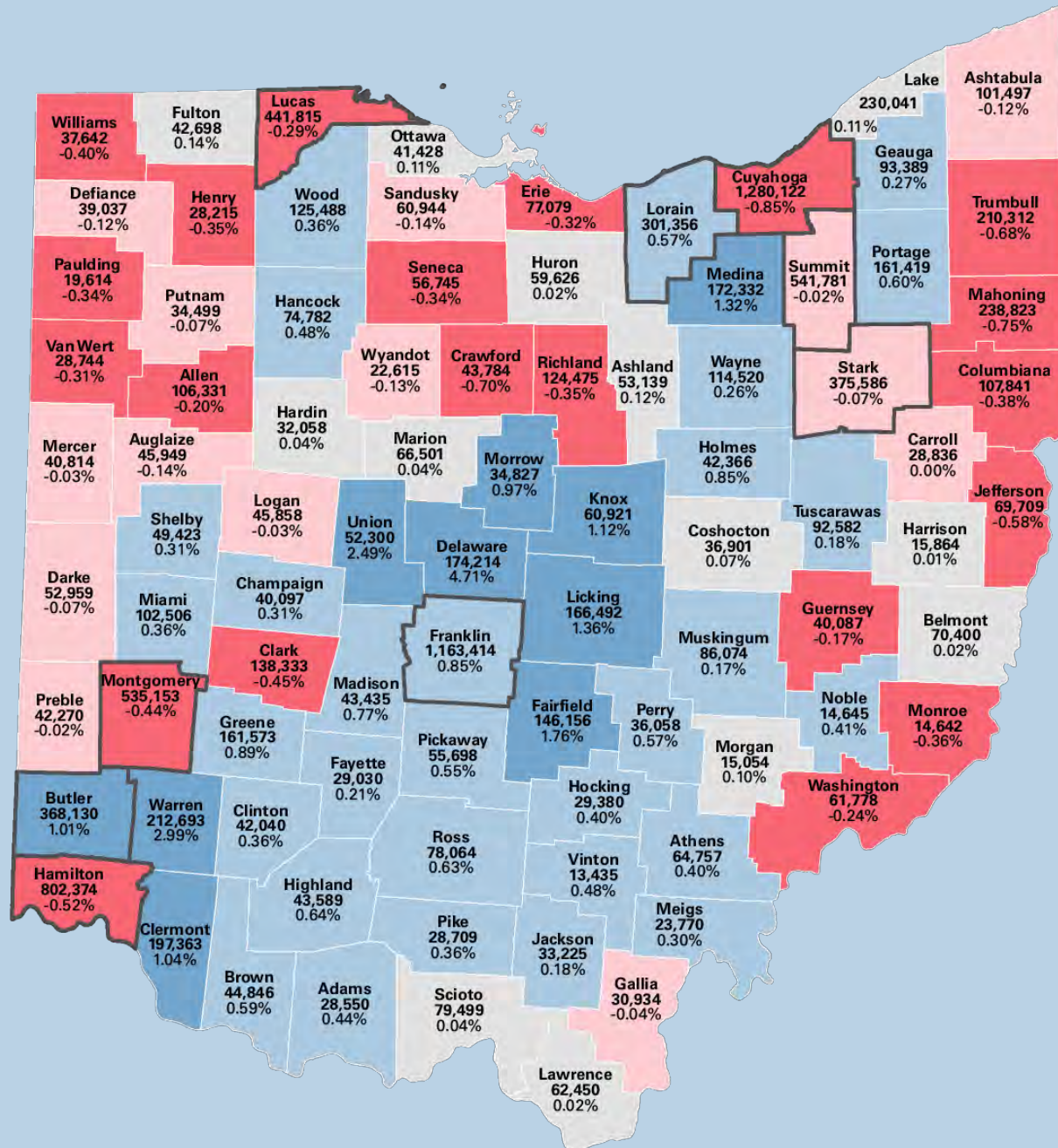
Lydia Mihalik

Director, Ohio Development Services Agency

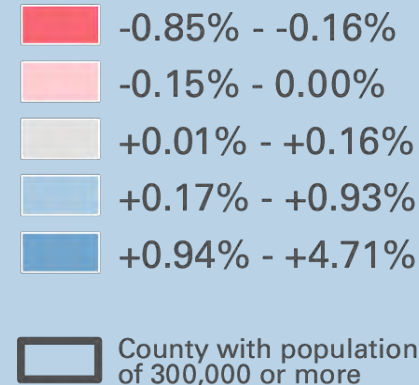
United States®
Census
2020

BE COUNTED
 **Ohio**

Ohio's Population Problem



Annualized
Percent Change
County Population
2000 - 2010



Ohio

2010 Census Population 11,536,504
 2000 Census Population 11,353,140
 Percent Change

(Annualized) 2000 to 2010 +0.16% Greater than Ohio

U.S.

Percent Change
 (Annualized) 2000 to 2010 +0.93% Greater than U.S.



How Ohio Population Compares

- ✓ Ohio's growth rate is less than other states.
- ✓ Only 5 Ohio counties have grown greater than the rate of growth nationally.
- ✓ 58 counties have lost more population than the U.S. average.

Cost of a Population Loss

- Ohio projected to lose at least one seat in Congress.
- Population Count drives Geographic designations

United States[®]
Census
2020

BE COUNTED
 Ohio

Population-based Funding

- ✓ Funding to the state, local communities, to assist Ohioans.

Top 55 Large federal programs	\$33,529,663,507
--------------------------------------	-------------------------

• Procurement	\$101,688,596
---------------	---------------

• Tax Credit Programs	\$504,224,889
-----------------------	---------------

• Domestic Financial Assistance	\$32,923,750,022
---------------------------------	------------------

Geographic Designations

- Eligibility for funding for an organization or individuals
- Computation formulas based on how many people live in an area
- Project applications are prioritized
- Interest rates for loan programs area set based on geographic data.


Largest States

Year 2018

1. California	39,557,045
2. Texas	28,701,845
3. Florida	21,299,325
4. New York	19,542,209
5. Pennsylvania	12,807,060
6. Illinois	12,741,080
7. Ohio	11,689,442
8. Georgia	10,519,475
9. North Carolina	10,383,620
10. Michigan	9,995,915

Year 2030

1. California	43,631,000
2. Texas	34,894,000
3. Florida	24,244,000
4. New York	20,604,000
5. Illinois	13,433,000
6. Pennsylvania	12,768,000
7. North Carolina	12,228,000
8. Georgia	12,018,000
9. Ohio	11,615,000
10. Michigan	10,425,000



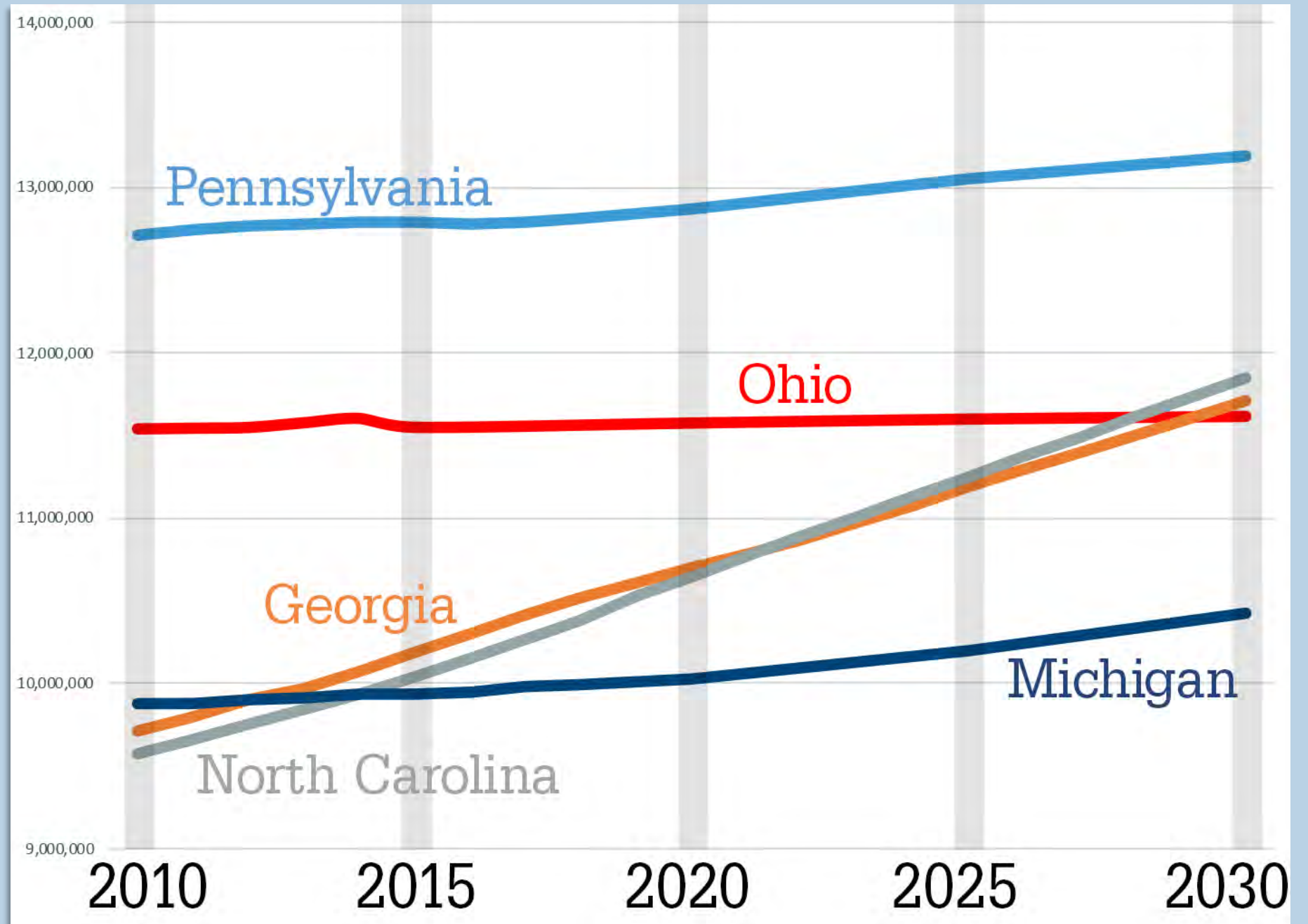
The Findlay Story

- ✓ Growth does not take care of itself.
- ✓ U.S. Census Bureau does not know unless we tell them.
- ✓ Loss of funding cascades:
 - Schools
 - Community Development Block Grants
 - Housing
 - Disaster Preparedness and Relief
- ✓ The community still must provide the services
- ✓ Findlay-Hancock County is not alone.

United States®
Census
2020

BE COUNTED
✓ **Ohio**

States of Comparable Population



Hard to Count

- ✓ Individuals with Limited Computer Access
- ✓ Young Children
- ✓ Highly Mobile Individuals
- ✓ Racial and Ethnic Minorities
- ✓ Non-English Speakers
- ✓ Low Income Individuals
- ✓ Individuals Experiencing Homelessness
- ✓ Immigrants
- ✓ LGBTQ Individuals
- ✓ Individuals with Mental or Physical Disabilities
- ✓ Individuals Living in “Non-Traditional” Housing
- ✓ Individuals who Distrust the Government

United States[®]
Census
2020

BE COUNTED
 **Ohio**

It's safe, easy and important.