

Aspire



LEARN MORE. EARN MORE.

Literacy in Ohio

700,000 Ohioans age 18 – 64 have less than a high school credential

American Community Survey 5-year estimate

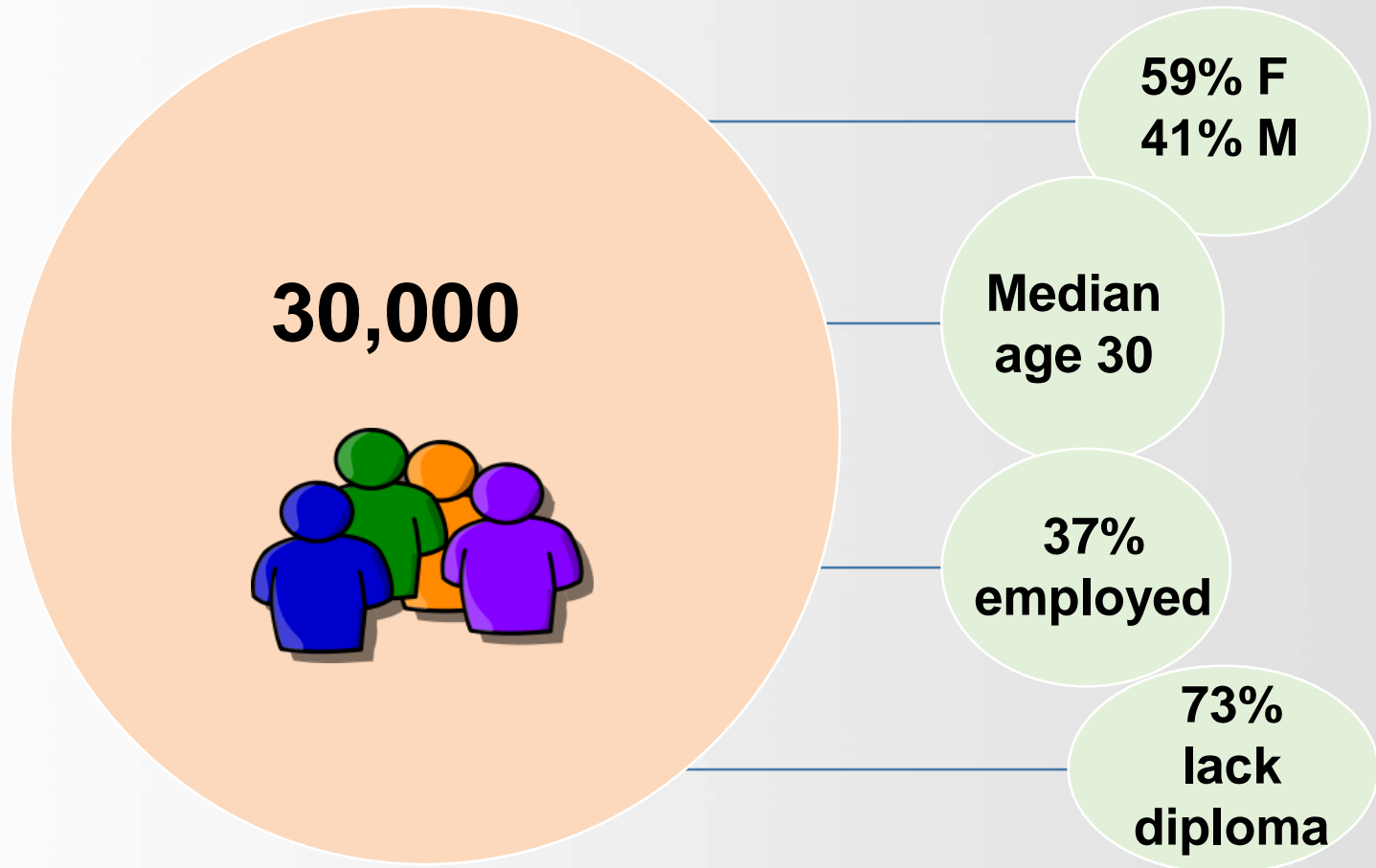
80,000 Ohioans 18 and older speak English “Less than Very Well”

2010 U.S. Census

67% community college students place into developmental education

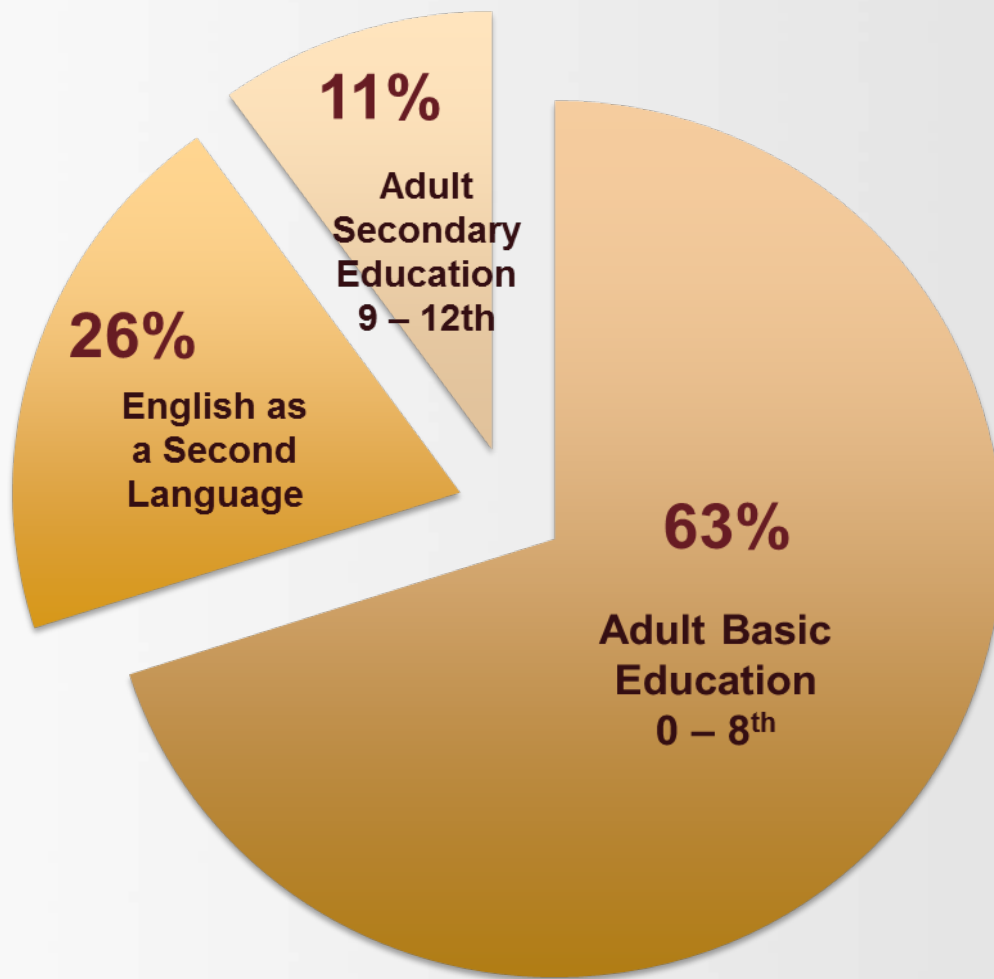
Inside HigherEd 2016

Aspire Adult Basic Education



FY 2017 Annual Performance Report

Educational Levels



Fiscal Agents

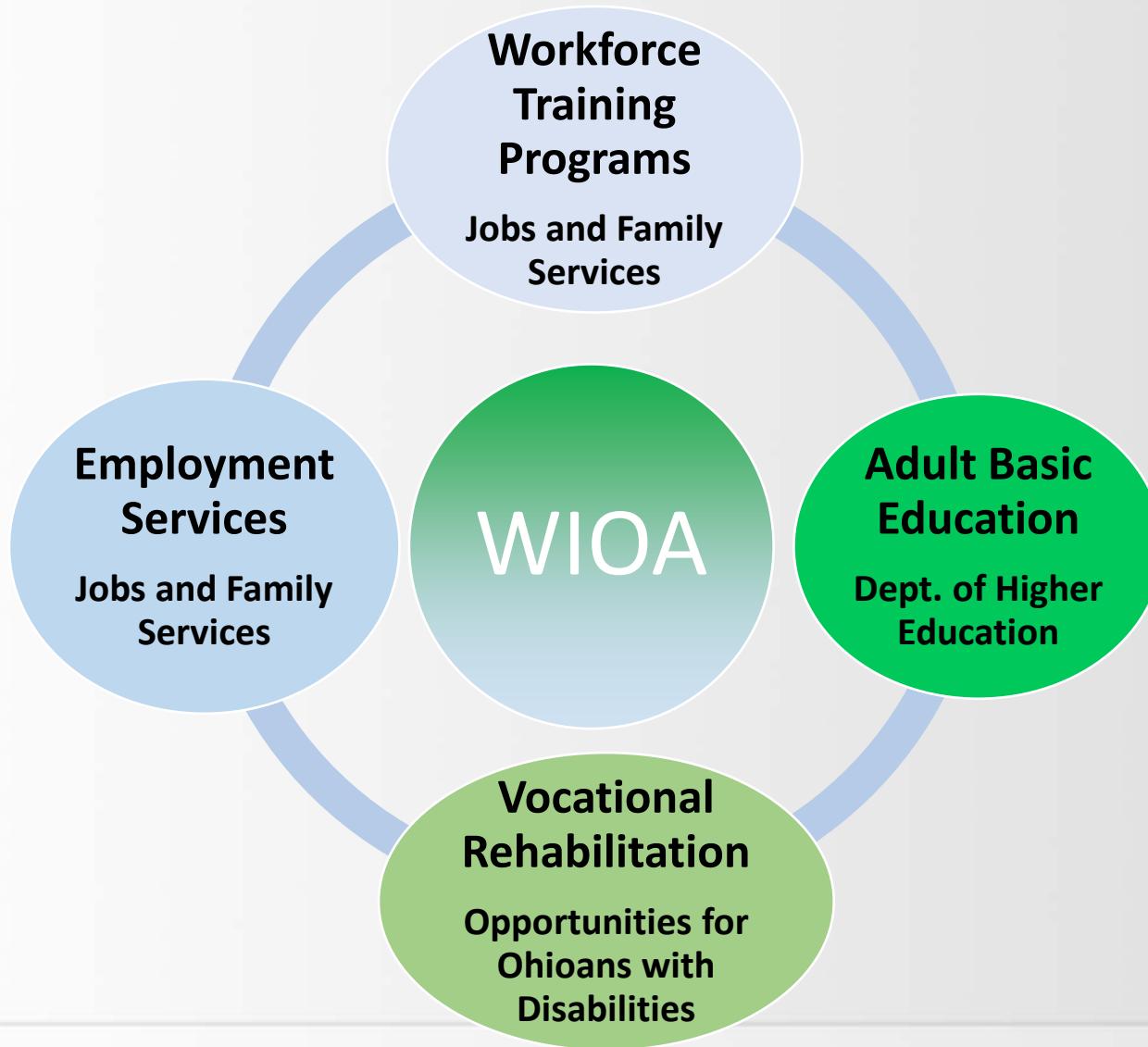
- 30 Ohio Technical Centers
- 12 Local School Districts
- 7 Community Colleges
- 4 Community-Based Organizations
- 1 Library

Accountability



Workforce Innovation and Opportunity Act (WIOA)





Adult Education and Family Literacy Act

- *Assist adults to become literate and obtain the knowledge and **skills necessary for employment and economic self-sufficiency***
- *Assist adults who are parents or family members become a **full partner in the education development of their children***
- *Assist adults in **completing high school***
- *Promote transitions from **adult education to postsecondary education and training through career pathways***

Aspire Services

- Basic math, reading, and writing skills
- High School Equivalence (HSE) Preparation
- English for Speakers of Other Languages (ESOL)
- Transition services – including employment and post-secondary
- Family Literacy
- Life skills, employability skills and digital literacy
- Workplace Education – at an employer site
- Corrections Education
- Distance Education



English for Healthcare Professionals Class at Polaris Career Center

Performance Measures

Academic skill gains


Employment

High School Credential

Enroll in Postsecondary

Postsecondary Credential

Student Outcomes Academic Skill Gains

	Grantee	Overall EFL Progression
1	New York	64.18%
	2 Ohio	63.90%
3	Missouri	61.44%
4	Delaware	58.76%
5	Kansas	57.89%
6	Kentucky	53.79%
7	Georgia	53.72%
8	West Virginia	52.48%
9	Arizona	50.90%
10	Wyoming	50.00%

FY 2016

Student Outcomes Obtain Employment

	Unemployed at enrollment	Obtained Employment	Success Rate
FY 2016	7,705	3,363	44%

Student Outcomes Enter PSET

	Have HS Diploma	Entered Postsecondary	Success Rate
FY 2016	8,159	1,717	21%

Student Outcomes Obtain GED/HSE

	Took test	Passed	Success Rate
FY 2016	2,599	1,963	76%

Diploma Pathways for Adults

High School Equivalence


GED® - General Educational Development

TASC – Test Assessing Secondary Completion

HiSET – High School Equivalency Test

Adult 22+ High School Diploma Program

Adult Diploma Program



Library Partnerships

22 of 54 fiscal agents have a formal library partnership

Aspire classes are in 72 libraries/branches statewide

Highlights

Libraries offer:

- ✓ Comfortable inviting space that everyone knows in the community
- ✓ Family friendly – students' children can participate in library events or study while parents are in class
- ✓ Resources
- ✓ Supportive staff

Challenges

- ✓ Space is limited for a dedicated class each week
- ✓ Other patrons see a class in session and want to join in without registering

“Libraries Rock!”

*“Please tell the library council members thank you
from us.”*

Aspire

LEARN MORE. EARN MORE.

<https://www.ohiohighered.org/aspire>



Donna Albanese, State Director
Aspire Adult Readiness Education
614-466-6204
dalbanese@highered.ohio.gov